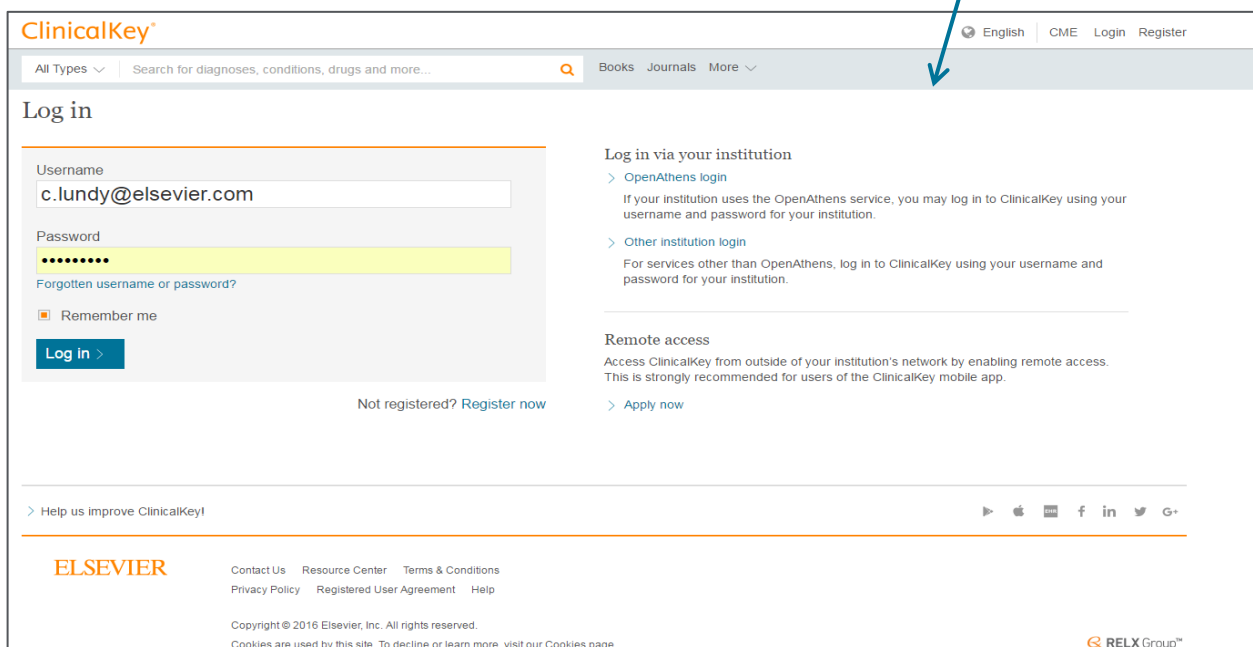
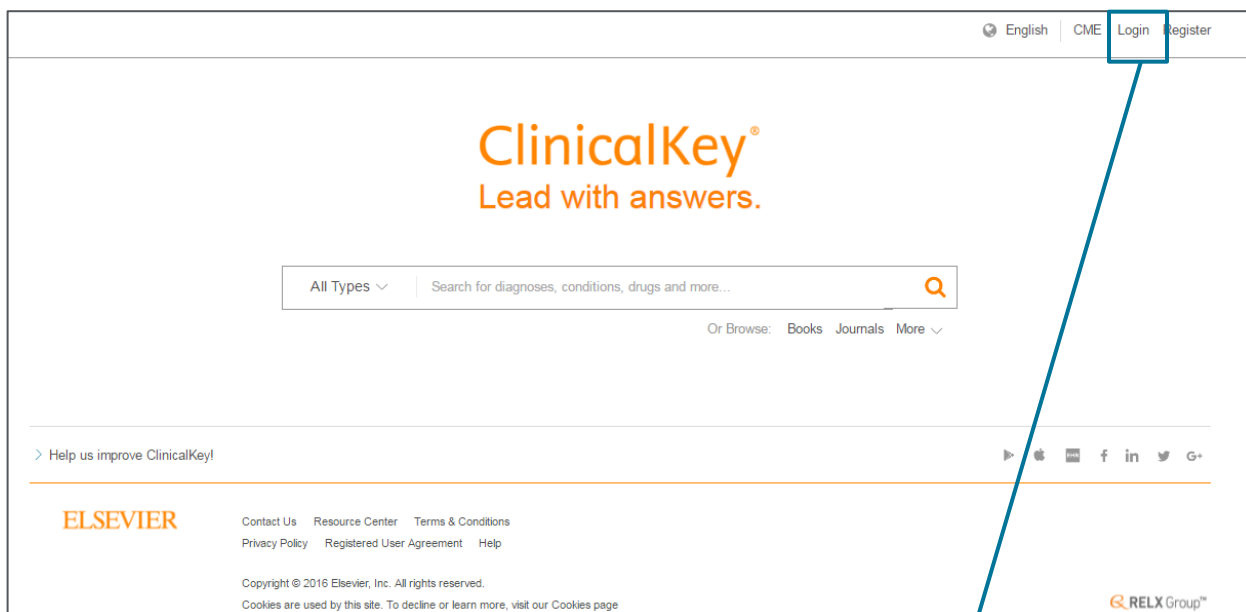


Registering for ClinicalKey Remote Access

Remote access allows you to easily access ClinicalKey when you're not on your institution's network. The instructions below outline how to activate remote access.

1. To activate remote access, click **Login** at the top of ClinicalKey.



If you have questions or require assistance, please contact our technical support team at usinfo@elsevier.com or 1-888-615-4500. You can also review the FAQs on the ClinicalKey Support page for more information.

2. From the Login page, click the **Apply Now** link.

ClinicalKey® English CME Login Register

All Types Search for diagnoses, conditions, drugs and more... Books Journals More

Log in

Username
c.lundy@elsevier.com

Password
.....

Forgotten username or password?

Remember me

Log in >

Not registered? Register now

Log in via your institution

> OpenAthens login
If your institution uses the OpenAthens service, you may log in to ClinicalKey using your username and password for your institution.

> Other institution login
For services other than OpenAthens, log in to ClinicalKey using your username and password for your institution.

Remote access

Access ClinicalKey from outside of your institution's network by enabling remote access. This is strongly recommended for users of the ClinicalKey mobile app.

> Apply now

3. Once navigated to the Remote Access Screen, enter your institutional email address.

ClinicalKey® English CME Login Register

All Types Search for diagnoses, conditions, drugs and more... Books Journals More

Apply for remote access

If your institution has Remote Access enabled, this feature will allow you to access ClinicalKey even when you are not on your institution's network.

To begin, please input your institutional email address below. Remote Access is not compatible with a Yahoo, Gmail, or other personal email account. If you do not have an email address associated with your institution, please contact your institution's administrator to obtain remote access.

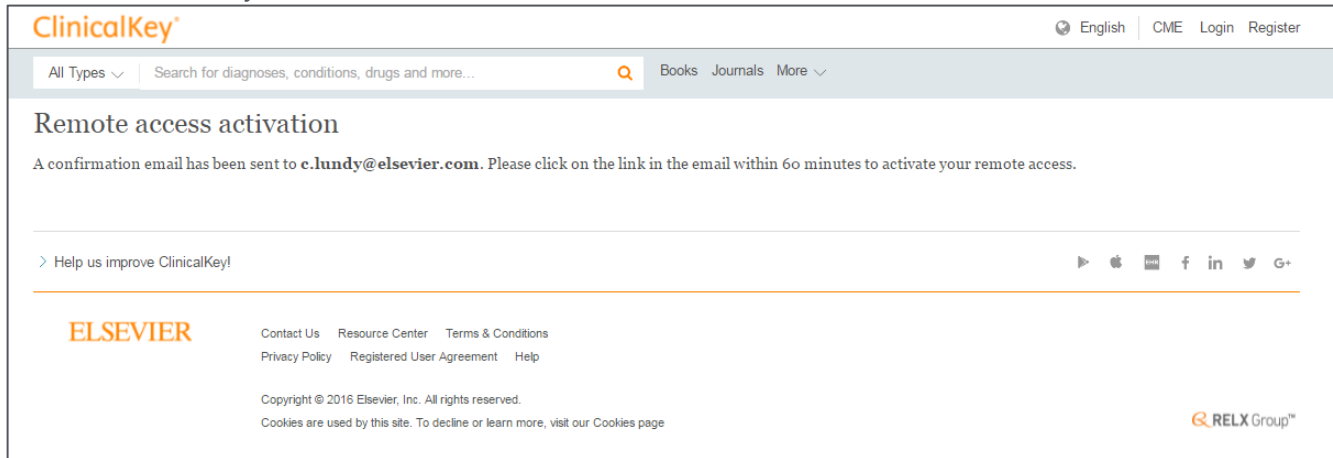
Email address

Continue >

If you have questions or require assistance, please contact our technical support team at usinfo@elsevier.com or 1-888-615-4500. You can also review the FAQs on the ClinicalKey Support page for more information.

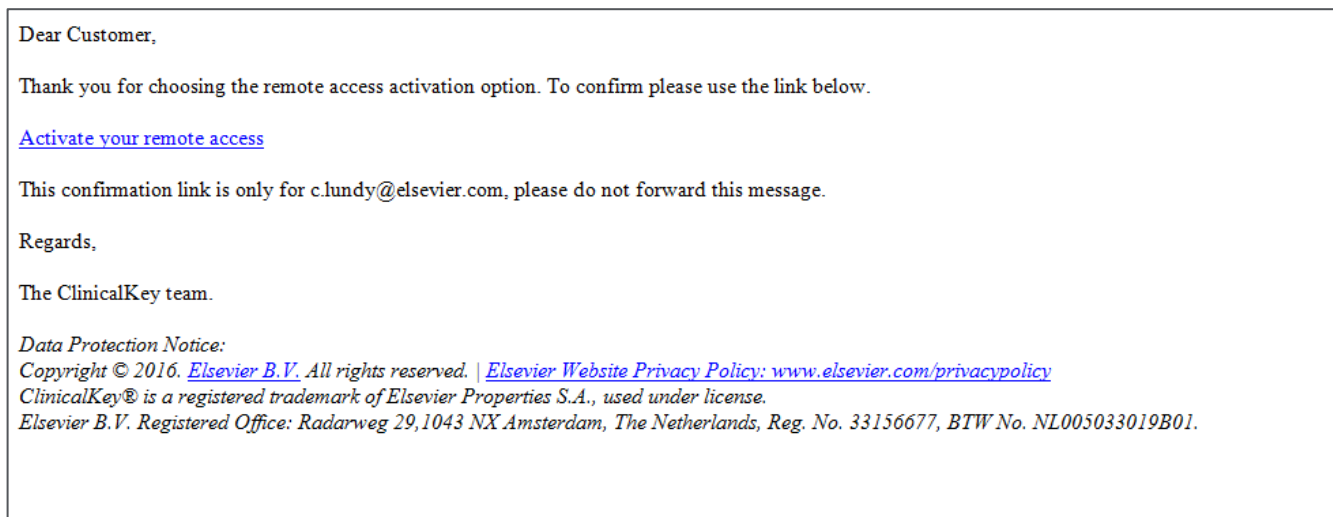
ELSEVIER

- Once you enter your email address, a message will display to look for an email from ClinicalKey that includes the remote access confirmation.



The screenshot shows the ClinicalKey website interface. At the top, there is a navigation bar with the ClinicalKey logo on the left and links for English, CME, Login, and Register on the right. Below the navigation bar is a search bar with the text 'Search for diagnoses, conditions, drugs and more...' and a search icon. To the right of the search bar are links for 'Books', 'Journals', and 'More'. The main content area features a heading 'Remote access activation' followed by a message: 'A confirmation email has been sent to c.lundy@elsevier.com. Please click on the link in the email within 60 minutes to activate your remote access.' Below this message is a horizontal line with a play button icon and social media icons for Apple, YouTube, Facebook, LinkedIn, Twitter, and Google+. At the bottom of the page, there is a footer with the Elsevier logo, a list of links (Contact Us, Resource Center, Terms & Conditions, Privacy Policy, Registered User Agreement, Help), copyright information (Copyright © 2016 Elsevier, Inc. All rights reserved.), a link to the Cookies page, and the RELX Group logo.

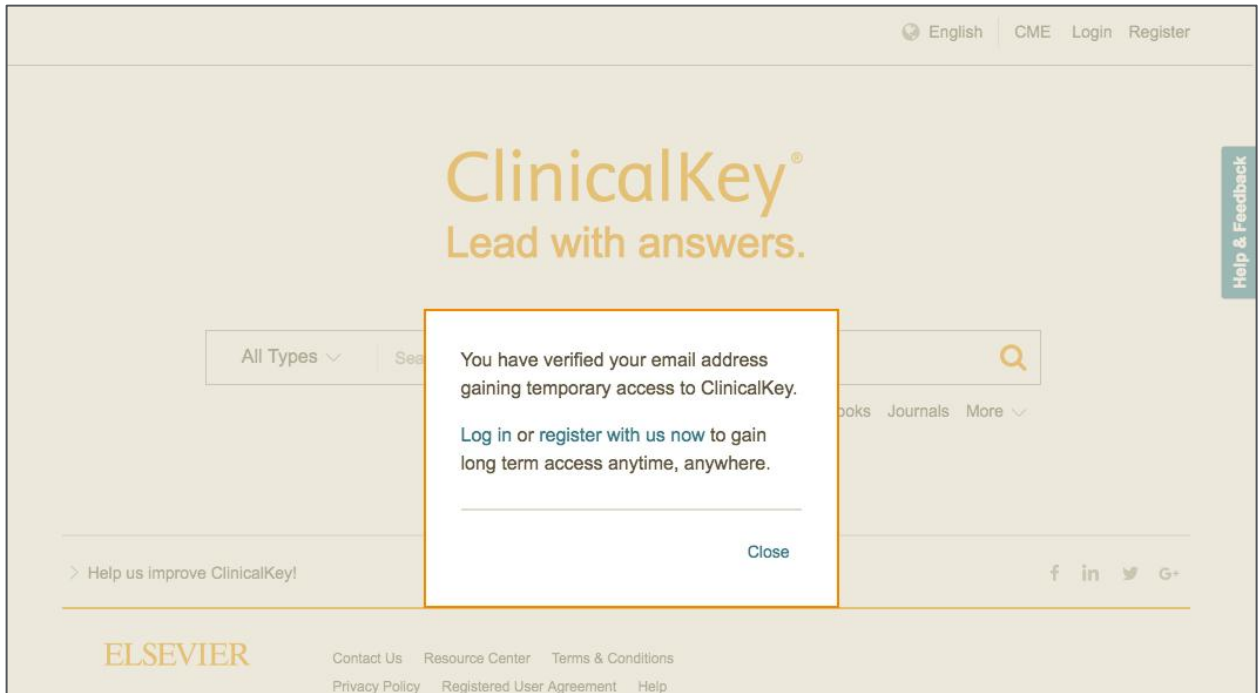
- When you receive the confirmation email, activate your remote access by clicking on the link available in the email.



The screenshot shows an email message. It begins with 'Dear Customer,' followed by 'Thank you for choosing the remote access activation option. To confirm please use the link below.' A blue hyperlink 'Activate your remote access' is provided. Below this, it states 'This confirmation link is only for c.lundy@elsevier.com, please do not forward this message.' The message concludes with 'Regards,' and 'The ClinicalKey team.' At the bottom, there is a 'Data Protection Notice' section containing copyright information (Copyright © 2016. Elsevier B.V. All rights reserved.), a link to the Elsevier Website Privacy Policy (www.elsevier.com/privacypolicy), a statement that ClinicalKey® is a registered trademark of Elsevier Properties S.A., used under license, and the registered office address: Radarweg 29, 1043 NX Amsterdam, The Netherlands, Reg. No. 33156677, BTW No. NL005033019B01.

If you have questions or require assistance, please contact our technical support team at usinfo@elsevier.com or 1-888-615-4500. You can also review the FAQs on the ClinicalKey Support page for more information.

6. Once you have opened the link, you will be prompted to login with your credentials to gain long term remote access.



Visit www.ClinicalKey.com to start searching and find the answers you need.

If you have questions or require assistance, please contact our technical support team at usinfo@elsevier.com or 1-888-615-4500. You can also review the FAQs on the ClinicalKey Support page for more information.

ELSEVIER